

# ShopTalk

Greenville Woodworkers Guild



September 2022



Our monthly Membership Meeting on September 12 will feature Izzy Swan who is a YouTube and Instagram personality. Izzy is first of all an inventor then a woodworker and business man. Izzy has over 146,000 followers on Instagram and enormous popularity on social media sites.

BIO

## Izzy Swan

Meet Izzy Swan of Greenville, the YouTuber who builds wacky contraptions - from a rideable T-Rex powered by a drill to a clothes-folding machine. As a fifth-generation craftsman, Swan knows his way around the workshop. “When you build something with your hands and there’s a product at the end of that task... there’s nothing else like it,” he says.

Swan never stops working with his hands. Welding, 3D printing, woodworking, robotics, engineering - he does it all. “I’m just mechanically inclined and interested in engineering. I call myself an amateur engineer, though that might be a little overly generous,” he says with a laugh.

“I think more and more that people are going to start recognizing that technology and good old-fashioned hard work are kind of coming together,” he says. “Hopefully that’ll bring some new people and some new interest in this work.”

Professionally, Swan works as a consultant specializing in process and production manufacturing. He enjoys being his own boss. “If I’m going to do something, I want the

blood, sweat, and tears to be owned by me - whether it works or doesn’t work.”

For 15 years, he owned a furniture manufacturing company, until the 2008 stock market crash led to him selling the company. So, now when people ask Swan what he does for a living, he always replies with, “I’m a furniture designer.”

But that only scratches the surface. In addition to managing his YouTube channel, which pays for his workshop and “toys,” Swan owns the online community Makers Playground. “There’s something about the act of creation that is in everybody,” he says. “I think that in some way, shape, or form, we all have it in our bones.”


Swan says people value things more if they build them. That “aha” moment and sense of accomplishment is what Swan enjoys giving to others through sharing his knowledge. “I could do this for 500 years and learn something new every day,” he says. “There’s so much stuff to learn.”

One of his most popular videos shows how to make a small picnic table that folds into a box smaller

than a beer cooler within a few seconds. Some other interesting builds of Swan’s include a giant bulldog, Velociraptors (dinosaurs), and a bowling ball made on a table saw.

Be sure to join us at our next monthly membership meeting on Monday, September 12, at 6:30 p.m. to see what’s next on Izzy Swan’s to-build list...









Izzy Swan Builds...  
**A Walking Centipede**





**IZZYSWAN**  
DESIGN . BUILD . INVENT

**Table Saw Jig  
Next Gen Tapering Jig**



**IZZYSWAN**  
DESIGN . BUILD . INVENT

**Best Bandsaw  
Upgrade Ever!**

**Joe Boyd**  
*President*



## T H E P R E S I D E N T ' S C O R N E R

On the Guild's schedule of events is the Monthly Membership Meeting that is held on the first Monday of each month (unless it interferes with a holiday weekend, in which the meeting is pushed back one week). When I took over as president of the Guild in September 2020, we were required to terminate our monthly in-person meetings as a result of Covid and therefore, we utilized Zoom as the platform for our continued meetings. Looking back, it was the best we could do to continue to connect with our membership outside of emails and newsletters.

Our return to in-person monthly meetings was a real phoenix initiative. We struggled to gain momentum in people's return to the auditorium and it was one of the reasons we put so much emphasis into the 40th Anniversary Celebration. The celebration turned out to be a huge success. Month by month,

we have been increasing our initiatives to have people return to the Guild for monthly meetings.

This month, I want to sincerely encourage your participation in these monthly meetings. We begin each meeting at 6:30PM and normally conclude the evening around 8:30PM. The speakers that we bring in are highly accomplished woodworkers and we can promise that you will learn something from each of these presenters. An additional bonus is the opportunity to rekindle old relationships and meet newer members.

Please consider joining us on September 12th as we welcome to the stage Izzy Swan. As highlighted in the beginning of this newsletter, Izzy has become a nationally recognized entity, as he has found a way to join his love for woodworking and his creative and innovative inventions into a very successful business.

Our meetings serve to connect our members to each other and to provide a forum for education. Please make every effort to be with us. I look forward to welcoming you to our September meeting.

## Cruel to be Kind (Means that Your Shop's Clean)

Posted on July 28, 2022 by Lost Art Press

If you have ever visited the Greenville Woodworkers Guild in Upstate South Carolina, you probably marveled at... everything. The machines. The space. The lumber storage. The multimedia room and furniture display areas. Me? I loved the sign over the slop sink.

Above that sink was a sign that explicitly stated what was and what was not allowed in the sink. After you read that sign, you would be a fool to pour acetone down its drain. The slop sink is by the guild's welcome desk. I excitedly told the woodworkers sitting there: "Wow! That is a perfect sign. Plus all the instructions on the machines are explicit and clear. It must make this place easier to run." "No one obeys the signs," one of them replied. "The only way to get them to listen is to be ruthless."

Ruthless? I thought it was an odd word. But within a few months, I realized the guy was right.

When I returned to my shop, I decided to put a sign above our bathroom sink: "This sink is for soap and water only. Please use the slop sink for solvents. About a week later, someone poured some really caustic agents down the bathroom sink. The chemicals dissolved the plumbing seals and suddenly the bathroom floor was covered in acid and water. That day, I became ruthless.

I have worked in group shops (or shops with fellow employees)

for most of my adult life. Every one of them was a disorganized mess. Sometimes the boss was the worst offender. No matter what the shop rules were, every few months all of the router wrenches would disappear. Many of the machines would be clogged with dust or seriously out of alignment. And so we'd all take a grumpy couple days to get things back to where we could work. And then the entropy would begin again.

I was part of the problem. When I became "the boss," I decided to live by example. Keep my area clean. Clear off the machines after I used them. Empty the trash at the end of the day. I figured that everyone would become embarrassed that they weren't doing their part. And then they would pick up after themselves. Rainbows and kittens. They didn't notice or care. So the shop became messier and less functional than ever. And that was absolutely my failure as a leader.

After the solvent incident, however, I became ruthless. If someone left a mess, I confronted them. If people didn't follow the cleaning protocols for the end of the week, they got a nasty text the next morning. I decided that I didn't care if my shopmates thought I was a jerk.

After about six months of being a raging (but consistent) wanker, something happened. The shop stayed clean. Really clean.

And I never had to say another word about it. When students would visit, my shopmates would warn them to sweep up their messes. Otherwise, "You'll trigger HIM." (Which was me.)

Weirdly, I haven't had to raise my voice or send a nasty text for years now. I've returned to being an easygoing person who keeps his personal area clean, does his share of maintenance and empties the trash whenever it's full. It's all sparkly waterfalls and break-dancing Care Bears. But so help me if you dump lacquer thinner down my bathroom sink, I will have you hogtied before breakfast. OK, sweetie?

— Christopher Schwarz

P.S. I know that most readers work in their shops alone. So this post might seem... odd. If I have to be explicit, the message is: Be honest with others and yourself. Even when it's against your nature.



## Charitable Projects – July 2022

	Members	Hours
Toys .....	44.....	366
Bunks Beds - Ukrainian Refugees.....	16.....	333
Dollhouses – A Child’s Haven .....	5.....	124
Sensory Garden & Specialty Chairs – Meyer Center ....	5.....	108
Beads of Courage.....	1.....	3
Member Sponsored.....	1.....	3
Total	72 .....	937

## Mentoring – July 2022

	Hours
191 Adult Sessions.....	671
8 Youth Sessions .....	19

## Specialty Chairs – Meyer Center

The Meyer Center for Special Children asked for more of the special chairs that the Guild has been making for years. Our team built and delivered five new chairs last month. In addition to the original unpainted chairs some have been painted to make them more visually appealing to the kids.

Thanks to Project Leaders Bob Armbruster and Jim Stradling and our many volunteers.



Photos above (left to right)

Keven Curry, Jim Stradling, Bob Armbruster & Richard Dobbins.

## Sensory Garden – Meyer Center

The Meyer Center for Special Children recently held a ribbon-cutting to celebrate the opening of its new sensory garden, an interactive outdoor space. GWG volunteers helped to create this special garden. Project Leaders Bob Armbruster and Jim Stradling, worked along with Mark Dunkel, Tony Frichtl, Barry Jones, Will Morin, Lindsay Nelson, Ken Reynolds, and Steve Stuart.



## A Child's Haven Dollhouses Project

A Child's Haven is a 501(c)(3) organization that treats children with developmental delays as a result of limited resources, abuse, or neglect, and provides support and education for their families.

For 30 years, their team of highly trained behavioral health professionals has helped struggling preschool children in the Greenville area acquire skills necessary to be successful in school and beyond.

Twenty dollhouses were finished and delivered to A Child's Haven last week. The dollhouses will not only be used for play, but will be used to help the preschool children acquire skills necessary for success.

Our team consisted of Butch Scott, Steve Bingham, Buddy Turner, Jim Curtis, and Marion DeWitt.



## Beds for Ukrainian Refugees

Mary and Martha Services of Spartanburg asked the Guild to build 15 bunk beds for displaced families from the war in Ukraine. Five beds have been completed and delivered. Work on the remaining ten beds continues by a team of at least 25 GWG volunteers led by Millard Trott.

The attached pictures are of the delivery of the first bed to a Ukrainian family.



(Left to Right)  
Kevin Curry, Dave Duff (holding a  
bed slat signed by the family)  
and Charlie Le Grand.

(Left to Right)  
Millard Trott and Marion DeWitt with the  
Ukrainian family after presenting them  
with the bed.



## CNC Programming and Machining

The kick-off session for the next CNC Programming and Machining class is scheduled for registered attendees on August 27. The class will be followed by one-on-one mentoring to learn CNC programming and machining. Each student will work with a mentor to complete a set of assigned machined parts. The five one-on-one sessions must be completed within the four weeks following the general session.

### To be a candidate for this training you must:

- Be dedicated to learning CNC programming and machining, not just want to “try it”.
- Have a laptop computer, running up-to-date Windows 10 or 11 with an up-to-date anti-virus program installed. The software used is not available on Apple computers.
- Have a good working knowledge and experience with Windows, specifically File Explorer.
- Have a good understanding of the principles of drafting. The training requires you to make drawings using the computer.
- Have a good understanding of how to apply spindle speeds, feeds and depth of cut for routers, as well as router bit types.
- Have good woodworking experience.
- Have the time to spend 12-15 hours with a mentor in the three to four weeks following the general session.

This class requires the use of sophisticated software. An experienced member dedicates 12-15 hours to you individually, so commitment and meeting the prerequisites are an absolute must.

Instructor: David Dewease

Mentors: Allison Yanover, Steve Estabrooks, Jim Curtis, Barry Jones and David Dewease

## Welcome New Members

Jeff Caro ..... Seneca, SC  
Rick Davis..... Greenville, SC  
Nathan Detandt..... Greer, SC  
Taylor Dietz..... Greenville, SC  
Beth Deufel ..... Simpsonville, SC  
Tom Gause ..... Greenville, SC  
Horace Gordon IV..... Pickens, SC  
Richard Hotaling ..... Cullowhee, NC  
Steven Killion..... Greenville, SC  
David Klein..... Greenville, SC  
Orin Miller..... Pickens, SC  
Steve Miller ..... Greenville, SC  
Ken Resner..... Taylors, SC  
Kim Williams ..... Greenville, SC

## Guild History

Aubrey Rogers

---

*Part 25*

September 2003


This was the beginning of our first year in the old shop. Karl Kelly was president. Many needs were identified to complete the tools in the shop. The list of tools was identified to enable mentoring and charitable work: Air compressor and accessories, table saw blades, dodo set, jointer, planer and band saw blades, clamps, etc., all requiring a fund raiser.

OUR October meeting promises to be an exciting and fulfilling event for our Guild Members. At long last we will get to see firsthand the long-expected Education Center shop on Poinsett highway.

With the increase in charitable and mentoring activities, a request was made for additional volunteers.

Activites included a fall seminar where Louie Inabinett will teach us the art of cabinet design and construction. Art in the Park on Sept. 20-21. And a bus trip to Klingspor and HH&NK.

The Sept. program will feature Steve Kern who will take us through the complete steps of a mentoring project, including the designing, building, and finishing a sewing cabinet, with emphasis on how the mentoring program operates. The mentoring program is headed by Bill Heiser. We will have Show and Tell, and a raffle.



# September Class Schedule

Sunday	Monday	Tuesday	Wednesday	Thursday	Friday	Saturday
04	05	06	07	08	09	10
						9:00AM Lathe -Turning Natural Edge Cherry Bowl Lathe Certif. req'd J Kilton / J Stiehler
		12:00 PM Accu-slicer J Boyd	9:30 AM New Member Orientation Best or LeGrand			12:00 PM Accu-slicer J Arnold
		6:00 PM Box Building Session 1 of 3 J Arnold, Yaggie, Sheldon		6:00 PM Basic Bandsaw B. Fuller		1:00 PM Jointer/Planer M Stucker
		6:30 PM New Member Orientation Sprinkle, Sheldon or	6:00 PM Miter Saw/Drill Press P. DeJong	6:00 PM Jointer/Planer J Arnold		
11	12	13	14	15	16	17
		9:00 AM Table Saw T Sparks		9:00 AM Festool D. DeFrancisco		
1:00 PM Table Saw M. Franklin		10:00 AM Router Table G Leonard				1:00 PM Jointer/Planer C LeGrand
		6:00 PM Box Building Session 2 of 3 J Arnold, Yaggie, Sheldon	6:00 PM Jointer/Planer B Reeves			
	6:30 PM Guild Monthly Meeting		6:30 PM Accu-slicer L Martins			
18	19	20	21	22	23	24
		9:00 AM Basic Bandsaw Scott/Hollingshead/Sparks	9:30 AM New Member Orientation Best or LeGrand			
		6:00 PM Box Building Session 3 of 3 J Arnold, Yaggie, Sheldon				
	6:00 PM Router Table G Leonard	6:30 PM New Member Orientation Sprinkle, Sheldon or				
25	26	27	28	29	30	01
	5:30 PM Supervisor Meeting			6:00 PM Basic Bandsaw B. Fuller		

## Member's Projects



Side table  
by Charlie LeGrand



Tee marker  
by Tom Auth



Turned bowls  
by Jim Kilton





Demilune Table (left)  
and  
Blanket Stand (below)  
by David Aman



Jewelry Box built by  
Clyde Jenkins & Buddy Turner  
(Shown by Karen Sheldon)



Portable Work  
Bench  
by Ariel Jacala

Bedside Chest with Side Tambour Door  
by Joe Boyd



## 2022- 2023 Officers

---

Joe Boyd - President

John Arnold - Executive VP

Bill Fuller - Treasurer

Chuck Graham - Secretary

Kellie Lockwood - Vice President, Communications

Van Matthews - VP of Fund Raising

Doyle Hogsed - Vice President, Educational Activities

Marion DeWitt - Vice President Charitable Projects

Aaron Galloway - Guild Accountant

Dick Best - Education Center Superintendent

Mac Bowman - Shop Manager

Charlie LeGrand - At Large

Jon Rauschenbach - At Large

Bill Schmidt - At Large



Greenville Woodworkers Guild

P. O. Box 825 Mauldin, SC 29662

864-299-9663

[www.greenvillewoodworkers.com](http://www.greenvillewoodworkers.com)

Art Direction and Production | **Jim Sinclair**

Copy Editor | **Sandy Rauh**