

# ShopTalk

Greenville Woodworkers Guild



March 2024

**Join us at our Monthly Meeting  
on Monday, March 4, at 6:30 pm  
to welcome back custom furniture  
builder Mark Barr.**



Mark Barr has been a custom furniture builder for over 35 years. He spends his time creating very unique and beautiful home and office furniture that are truly works of art. He has developed a simplified approach to measuring, joinery, finishing, and all facets of woodworking.

In addition to presenting at our Monthly Meeting, Mark will conduct a two day seminar on March 2 & 3 on Simplifying Veneering and Finishing Techniques. To register, go to [Greenvillewoodworkers.com](http://Greenvillewoodworkers.com), Classes/Events Calendar.







**Charlie LeGrand**  
President



## T H E P R E S I D E N T ' S C O R N E R

**Help! I need somebody  
Help! Not just anybody  
Help! You know I need someone  
Help! \***

**With apologies to the Beatles, we need some help.**

Our educational activities team needs additional instructors. In the month of January, we had 22 new members; this is in addition to the 13 new members we had in December. Each new member is required to go through shop orientation. Then they all need the five basic certification classes: Jointer/Planer, Table Saw, Bandsaw, Sanders, and Miter Saw/Drill Press. These classes are limited to four individuals so that each new member gets “hands-on” experience with the machines.

Most of you will remember going through this process after you joined the Guild. Getting through all of these basic classes can take one to two months because of class availability and scheduling. We are offering four of each of the five basic classes each month, so the maximum number of new members who can possibly get into these classes is 16 per month. With 22 new members in January, some of them are going to encounter classes that are full. This will add to the time it will take them to get through the five basic classes. And then February brought another wave of new members.

Additionally, many of our instructors are fulfilling multiple roles at the Guild. Some instructors are teaching multiple classes, serving in administrative capacities, and serving as shop supervisors. And the task of getting all of the new members through the initial certification classes prevents some of our more experienced instructors from being able to

teach more advanced classes.

Doyle Hogsed is our Vice President for educational activities; Pier de Jong is our mentoring chairman. They are continually searching for new instructors. Can you help? If so, let Doyle or Pier know that you would be willing to teach a class. They will evaluate your experience and discuss the requirements with you.

What is required? Obviously, you must be certified on the machine you intend to teach. You should also have been in the Guild shop enough to become competent on the specific machine. You are not required to be a supervisor. What about a lesson plan? You will be provided with a syllabus for any of the basic classes and then you will be able to shadow one of our current instructors.

You will learn a lot by teaching a class. In order to teach anything, you must know the material better than any student to be able to answer questions or explain the reason for a particular procedure or way of operating a machine. Nevertheless, you will find it enjoyable, and you will get to know some of our new members.

One of the goals of the Guild is to teach our members to be better woodworkers. We are all amateurs, and someone taught us when we joined the Guild. Will you give back to the Guild? If you are willing to teach a class, contact Doyle Hogsed or Pier de Jong; their contact information is below.

Doyle Hogsed: [dwhogsed@yahoo.com](mailto:dwhogsed@yahoo.com)  
Pier de Jong: [pedj9876@gmail.com](mailto:pedj9876@gmail.com)

\*Lyrics: John Lennon and Paul McCartney, 1965.




## Spring Tool Sale

The Spring Tool Sale is scheduled for Saturday morning, April 20. There will be equipment and tools from seven full shops, as well as from numerous single item sellers. The Tool Team is busy picking up items and plans on publishing an inventory at the end of February that will be updated prior to the sale.

In addition to buyers getting great value for every dollar spent on tools, it is important to highlight that the Tool Sale is one of the means for generating funds to support the mission of the Guild. So, plan on coming to the sale and bring friends! Doors open at 8:00 a.m., with access to inventory at 8:30, and the silent bid deadline at 10:30 a.m. There will be coffee and doughnuts, as always!

If you have items you would like included in the sale, please contact Scott Stofan as soon as possible at [shstofangwg@gmail.com](mailto:shstofangwg@gmail.com) Let him know if you need a pick up or if you intend to bring items to the Guild.



## Charitable Projects – January 2024

	Members	Hours
Homes of Hope Cabinets .....	12	402
Beads of Courage .....	9	51
Member Sponsored Charity Projects	4	28
NICU Mold Boxes.....	1	5

## Welcome New Members!

Paul Brooks .....	Greenville SC
Joshua Brown.....	Greenville SC
Greg Dickinson.....	Easley SC
Michael Gburek .....	Greenville SC
Daniel Hays.....	Easley SC
Donald Keefe .....	Fountain Inn SC
Jane Martin-Keefe .....	Fountain Inn SC
Fredrick Robinson .....	Greenville SC
Robert Schell.....	Simpsonville SC
Ed Scott.....	Travelers Rest SC

## From Your Lumber Team

Lumber prices continue to moderate and, with few exceptions, prices are as low as we have seen in quite a while. Unfortunately, domestic sheet good prices still remain high, with Baltic Birch prices at unprecedented highs - if you can even find a source to buy it. It's truly a prime example of how supply and demand affect price.

We still have a few Cedar of Lebanon slabs and a huge Walnut slab in the lower building from the McDunn consignment sale. Contact a member of the Lumber Team if you are interested in buying one at [gwg.lumber@gmail.com](mailto:gwg.lumber@gmail.com).

We also have a large amount of beautiful Aromatic Red Cedar and Pecan slabs in the lumber room on consignment. Take a look before they are all gone!

One of the Guild's turners, Don McClure, has closed his shop and has graciously donated all of his inventory of wood to the Guild. We have priced these items so that members will receive a very favorable price. We have already received and sold one entire truckload, and have just received another truckload, which will be priced and offered for sale in the near future. Watch for an update on when this second truckload will be available; it will go fast!





## UPCOMING - MARK YOUR CALENDARS!

- March 2 & 3** Two Day Seminar Presented by Mark Barr  
Simplifying Veneering and Finishing Techniques
- March 4** Monthly Meeting with Mark Barr, Custom Furniture Builder
- April 1** Monthly Meeting with Tom McLaughlin of Epic Woodworking  
Grain Graphics - Handling Wood Grain to Enhance Your Projects
- April 2** Seminar presented by Tom McLaughlin  
Simplifying the Art of Chairmaking
- April 20** Spring Tool Sale/Auction
- May 6** Monthly Meeting with Mary May, Master Carver from Charleston, SC  
**Election of Guild Officers & Directors**
- May 7 - 9** Three Day Seminar Presented by Mary May
- June 2** Annual Guild Picnic
- August 5** Monthly Meeting with Megan Fitzpatrick - Woodworking Teacher, Blogger,  
Editor, and Writer
- August 6 - 8** Three Day Seminar Presented by Megan Fitzpatrick  
Building a Saw Bench with Hand Tools
- September 9** Monthly Meeting with Guild member Bill Fuller  
Building Guitars

**Look for more details in future emails and newsletters!**

### 2024 NOMINATING COMMITTEE

Pursuant to GWG Policy #9, Election of Directors and Officers, please be advised that the Board of Directors of the Guild, at its January meeting, appointed a Nominating Committee consisting of John Arnold (Chairman), David Duff, John Smith, and Donna Stewart.

Policy #9 states: "The purpose of the Committee is to nominate individuals for election as officers and directors of the Guild."

Members who are willing to serve as Guild officers and directors are encouraged to contact the Nominating Committee Chairman. Questions regarding the election of officers should be directed to the Chairman. John Arnold can be reached at johncarnold301@gmail.com.

### GWG CONTACTS

Charlie LeGrand - President  
pres@greenvillewoodworkers.com

David Dewease - VP, Communications  
comm@greenvillewoodworkers.com

Marion DeWitt - VP, Charitable Projects  
char@greenvillewoodworkers.com

Van Matthews - VP, Fundraising  
fund@greenvillewoodworkers.com

Buzz Sprinkle - Membership Chairman  
mem@greenvillewoodworkers.com

Scott Stofan - Tool Sales/Auction Manager  
toolsales@greenvillewoodworkers.com

## Spotlight on Board Member John Rauschenbach

Jon Rauschenbach has been a Guild member since 2017 and is currently on our Board of Directors. He has been the Guild's Wood Resources Manager for the past three years. In addition, he is a Shop Supervisor.

Jon grew up in Sugarcreek, Ohio, where he attended Garaway High School and then attended Ohio Northern University. It is there where he met his wife, Jone. They both graduated in 1980 with degrees in pharmacy.

Jon and Jone both worked in the family business as pharmacists. After ten years of pharmacy, Jon started his cabinet making business while continuing to work part time in pharmacy. Starting with small projects, Jon's cabinet shop gradually increased its business and eventually reached the point where they were designing, building, and installing custom kitchens, baths, and entertainment centers.

In 2016, Jon and Jone moved to Greenville to escape the Ohio winters, where soon after he joined the Guild. They have one son and two granddaughters who live in Hudson, Ohio. Jon enjoys being outside and is an avid cyclist, hiker, and golfer.

Jon is actively involved in the Guild. As the

Wood Resources Manager, he leads a team of volunteers who order, price, and stack our very diverse and extensive supply of lumber. Check out how very well organized that team keeps the lumber room! And be sure to let them know if you have a special wood order; they are available and willing to try and fill those orders.

Jon is a great example of our members working toward our mission: To help members become better woodworkers and to help charitable causes through our woodworking skills. He takes the lead position on many charitable projects, especially when it involves cabinetry. If you haven't worked with Jon on a project, please volunteer and take advantage of a great opportunity to learn the art of cabinet making from a real pro!

Jon is also a frequent contributor to the Guild's newsletter, providing updates on what's new in the lumber room. Check out his articles, titled "From Your Lumber Team", to learn what domestic or exotic lumber might be best for your next project.

If you haven't yet met Jon, introduce yourself the next time you're at the Guild. And be sure and check out any of those cabinets he may be working on!





## Build a Birdhouse Contest Update

There is only a little over a month to finish your birdhouses for our annual Birdhouse Contest! The contest will be held at our Monthly Meeting on April 1. It is open to adults, as well as those under the age of 18. Prizes will be awarded in three different categories:

**Functional** - Best described as a working birdhouse. It will be judged on the following criteria, in the order listed: craftsmanship, functionality for birds, ability to be mounted, easy access for cleaning, type of material used, and aesthetics.

**Decorative/Whimsical** - For use indoors or outside, and not necessarily functional. It will be judged on the following criteria, in the order listed: aesthetics, imaginative theme, texture, color, composition, and craftsmanship.

**“Green”** - Repurposed, environmentally friendly, and recycled. Green birdhouses can be functional and/or decorative.

### Rules

Must be made within the last year by the person entering the contest.

No birdhouses made from kits are permitted.

Must be at least 75% made of wood.

You can submit a maximum of three birdhouses, but only one birdhouse can be submitted for each of the three categories.

All entries must be in good taste.

Entry forms will be available at the April 1 Monthly Meeting. Winners will be announced at the end of the meeting.

### Judging

Winners of each category will be determined by the number of votes they acquire. Be sure to get your birdhouses submitted early that night to get those votes! Winners will be announced at the end of the meeting.

### Use Your Spare Change - Bird Lovers Choice Award

Those attending the April Monthly Meeting are invited to vote for their favorite birdhouses before the meeting using their spare change. Each dollar you donate is worth one vote. Your donation will be used to purchase GWG shop supplies, such as sandpaper.

Contact Rosie Gaddy at [rosiegaddy@yahoo.com](mailto:rosiegaddy@yahoo.com) with questions about the contest.



# RULES FOR STAYING SAFE

## Salvage Lumber

### RULE:

Salvage (or “salvaged” – your choice) lumber is permitted on the jointers or planers in the shop **ONLY IF** you have:

- 1) First removed the section containing nail/screw holes,
- 2) Brushed the board clean to remove dirt, and
- 3) Run a magnetic wand over the board to check for metallic particles (which must also be removed).

### DEFINITION:

Salvage lumber is any lumber which has holes, which were made by some type of metal

fastener such as nails or screws. Also, any lumber which has been sitting on dirt is considered salvage lumber for GWG purposes.


### RATIONALE:

Metal fasteners such as nails typically leave iron residue or rust in the hole after the metal has been removed. The residue may not register on a metal detector, but there will still be metal particles in the hole. Lumber that has been left outside on the ground may have dirt embedded in it. (We have even seen small rocks embedded in a board!)

The jointers and planers in our shop have helical cutter heads with carbide teeth (174

teeth in the big planer, 114 teeth in the 16” jointer). Metal residue, dirt, or rocks can damage the brittle carbide teeth, requiring turning or replacing the teeth.

Turning or replacing the teeth in the jointer or planer is a four hour job *per machine*, and replacing the teeth is up to \$1,000 per machine! The blades (teeth) are rotated three times each year and replaced once a year, unless damage requires replacement more often. Multiply this by four, because the Guild has two jointers and two planers, so maintenance is expensive and time-consuming.





## Member's Projects



Rich Cowan — Bowls  
Various Woods



Mike Smale — 3D Cutting Boards  
Maple, Cherry and Black Walnut



Mike Kent —  
Ribbon and Bow Box, Walnut and Maple  
Bowl, Walnut





Kellie Lockwood —  
Segmented Bowls, Peruvian  
Walnut, Maple with Shellac







Larry Watts —  
Table, Cypress and Serving Tray, Cypress



Dwight Blake —  
Moxon Vice, Soft Maple with Walnut Inlay

